



UNIVERSITI SAINS ISLAM MALAYSIA
جامعة العلوم الإسلامية الماليزية
ISLAMIC SCIENCE UNIVERSITY OF MALAYSIA



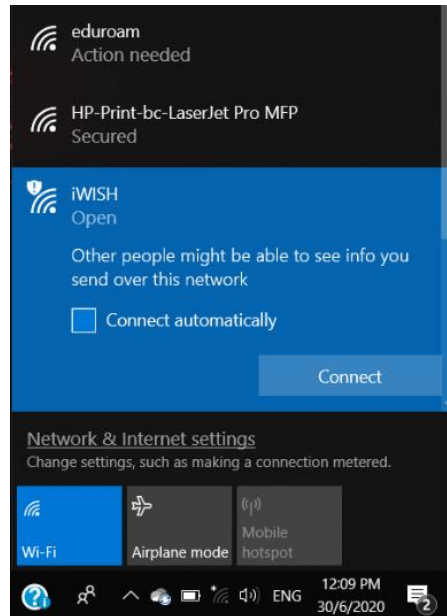
HOW TO CONNECT STUDENT WIFI

 iWISH

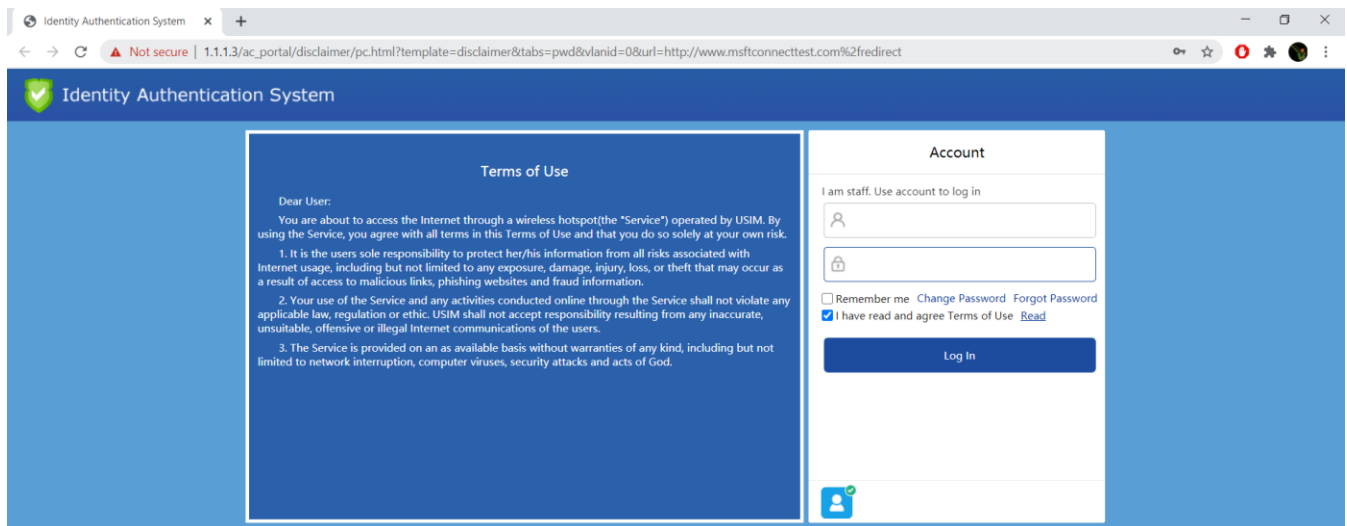


CONNECT YOUR LAPTOP

1. Select the Network icon on the taskbar.
2. Choose the **iWISH** SSID, then select **Connect**.



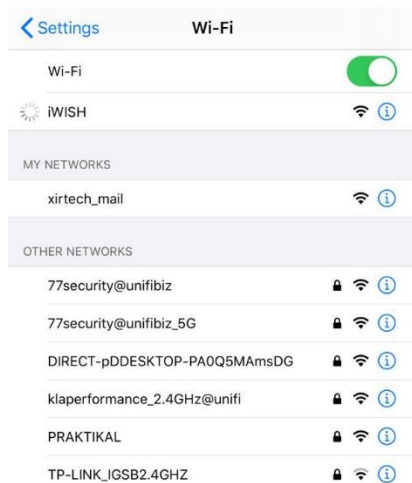
3. User will be redirect to landing page as shown below.
4. Login using user ID and Password (**iStaff/iStudent**).



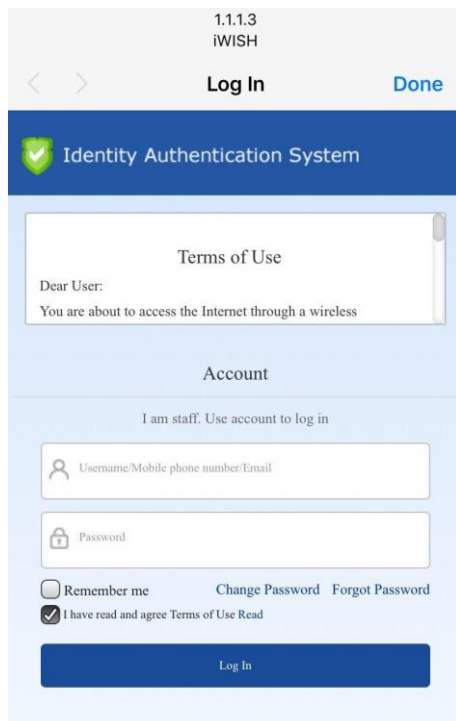
5. After successful login, it will pop up the USIM redirect page.
6. User will be directly connected to the Wi-Fi.

CONNECT YOUR MOBILE DEVICE

1. Go to Setting and select WIFI.
2. Choose the **iWISH** SSiD, then select **Connect/Join This Network**.




3. User will be redirect to landing page as shown below.
4. Login using user ID and Password (**iStaff/iStudent**).




5. After successful login, it will pop up the USIM redirect page.
6. User will be directly connected to the Wi-Fi.


Contact Our Technical Expert :


 FAKRUL RADZI MD AKHIR @ HARUN

 fakrul@usim.edu.my

 06-7980302

 KHAIRUL NIZAAR SUMALI

 knizaar@usim.edu.my

 06-7986044