

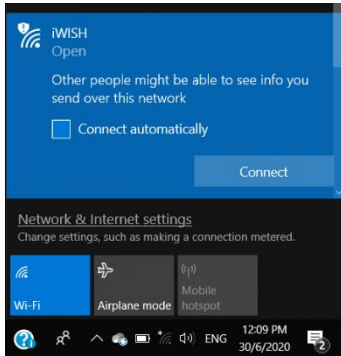
HOW TO CONNECT WIFI



Residential College (Off-Campus)

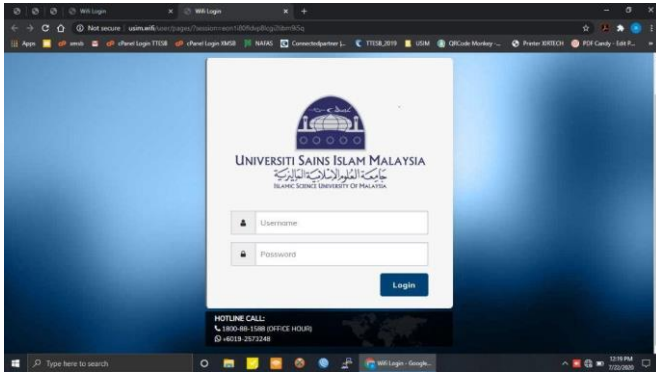
CONNECT YOUR LAPTOP

1. Select the Network icon on the taskbar.
2. Choose the **iWISH** SSiD, then select **Connect**.



3. User will be redirect to landing page as shown below.

4. Login using user ID and Password (**iStaff/iStudent**).



5. After successful login, it will pop up the USIM redirect page.

6. User will be directly connected to the Wi-Fi.

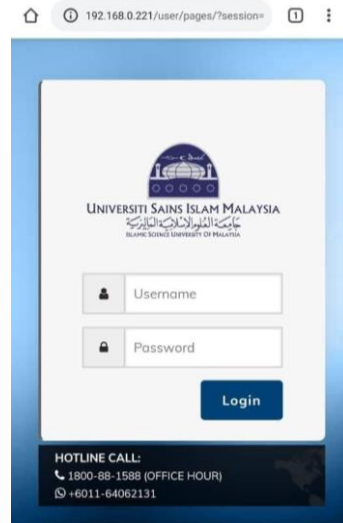
CONNECT YOUR MOBILE DEVICE

1. Go to Setting and select WIFI.
2. Choose the **iWISH** SSiD, then select **Connect/Join This Network**.



3. User will be redirect to landing page as shown below.

4. Login using user ID and Password (**iStaff/iStudent**).



5. After successful login, it will pop up the USIM redirect page.

6. User will be directly connected to the Wi-Fi.

HOTLINE CALL :

1-800-88-1588 (Office Hour) | 018-2335382

support@ttesb.com



Scan QR Code to save this poster