

SWIPE PTZ CAMERA QUICKSTART GUIDE

Power ON/OFF

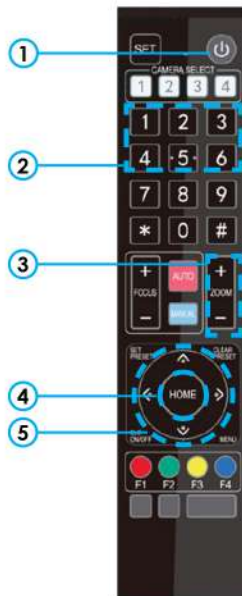
1. Switch on the main switch (camera)



2. Use remote control to select position.
3. To turn **ON** camera until camera indicator shows **GREEN** color.
4. To turn **OFF** camera until camera indicator shows **RED** color.
5. **Switch OFF** all power after class.

***REMINDER:**
To power off the camera to avoid overheat.

Components



1. ON/OFF BUTTON
2. PRESET NUMBER BUTTONS
3. ZOOM BUTTON
4. HOME BUTTON
5. PAN/TILT CONTROL

Preset Setting

0 Fullview




1 Podium



2 PC Desktop



3 SWIPEBoard Hybrid



4 Audience



For more information:
www.e-one.com.my
sales@e-one.com.my

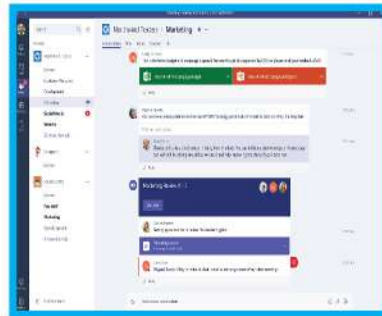
E-ONE Technology Sdn. Bhd. (504156-A)
C-5-6, Kuchai Exchange, No.43, Jalan Kuchai Maju 13,
59200 Kuala Lumpur, Malaysia.
Tel: 603-7983 2868 Fax: 603-7983 7968 WhatsApp: 012-286 0932

SWIPE BOARD HYBRID

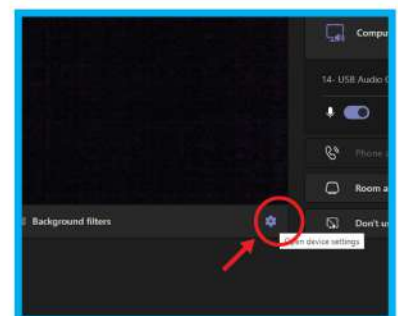
How to use Microsoft Teams with SWIPEBoard Hybrid



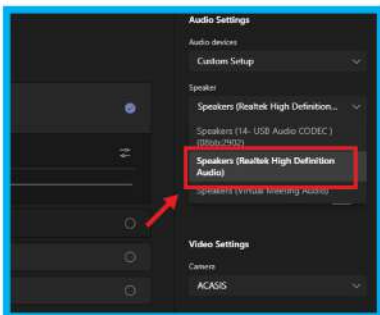
1. Open the SWIPE BOARD Software on desktop.



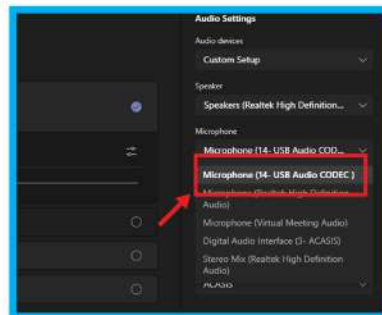
2. Open Microsoft Teams.



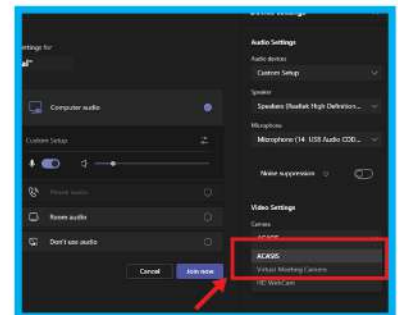
3. Click on  to open device setting.



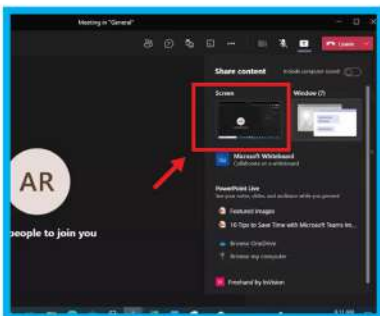
4. Select Speakers (Realtek High Definition Audio)



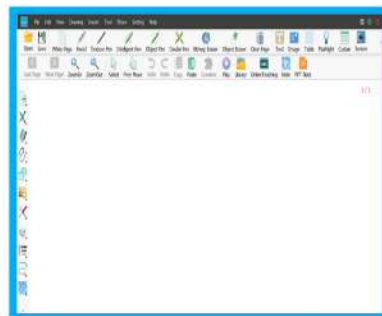
5. Select Microphone (14- USB audio CODEC)



6. Select Video Setting (ACASIS)



7. Share your content. Select [Screen].








8. Switch back to SWIPEBOARD Software.



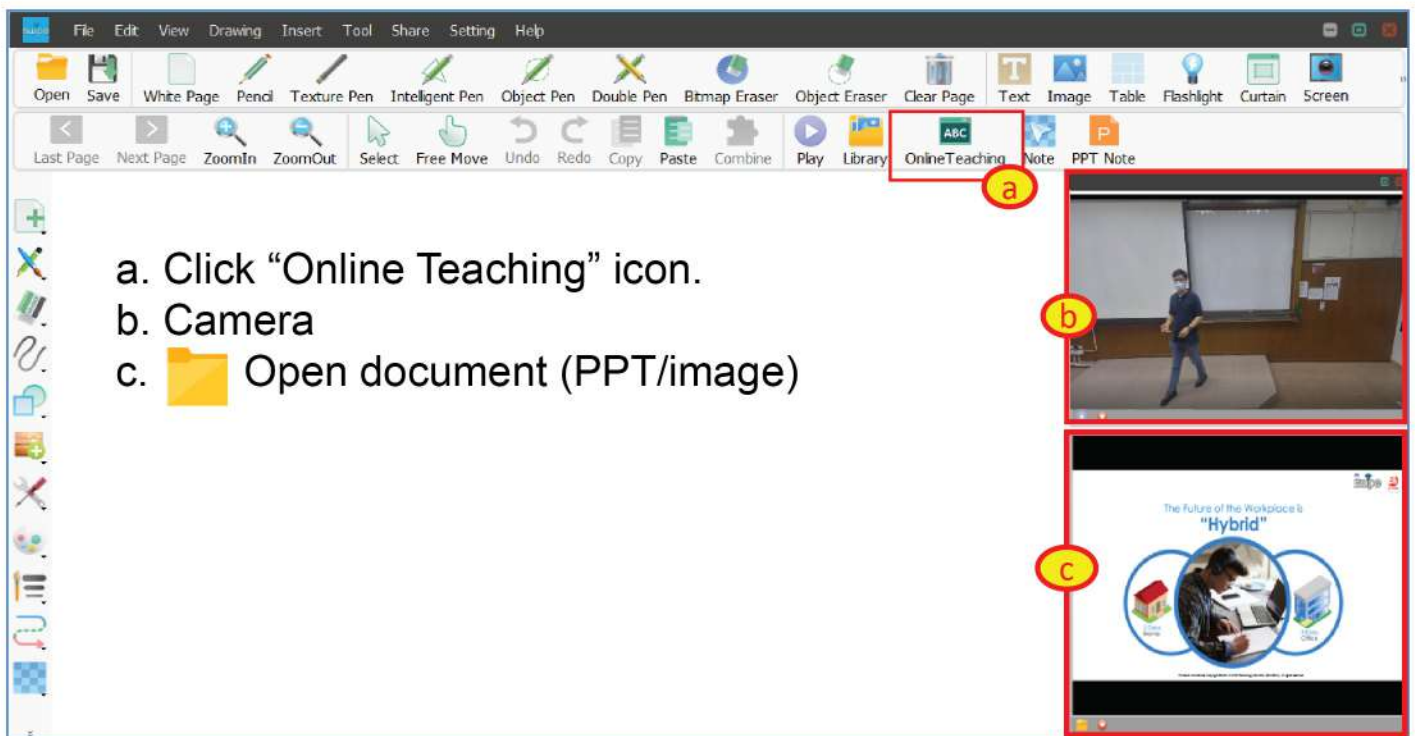
For more information:
www.e-one.com.my
sales@e-one.com.my

E-ONE Technology Sdn. Bhd. (504156-A)
C-5-6, Kuchai Exchange, No.43, Jalan Kuchai Maju 13,
58200 Kuala Lumpur, Malaysia.
Tel: 603-7983 2968 Fax: 603-7983 7968 WhatsApp: 012-286 0932

1. SWIPEBoard Hybrid Shortcut Key Function


Shortcut Key	Shortcut Key Icon	Shortcut Key Function
Create New Page		To add new white board pages with one click.
Next Page		To switch to the next page of the current page.
Last Page		To switch to the previous page of the current page.
Clear		To clear the content of the page with one click.
Black/ Red		To select your marker pen color (Black & Red).

2. SWIPEBoard Hybrid App "Online Teaching" Function



a. Click "Online Teaching" icon.

b. Camera

c.  Open document (PPT/image)

3. SWIPEBoard Hybrid App "Record" Function

Go to [Tool] and select [Record], press stop if you want to end recording.

